

IMPACT REPORT

OCTOBER 2024



Do Justice | Love Kindness | Walk Humbly

This report includes information about Border Servant Corps hospitality services for DHS-released migrants in the El Paso Sector (Las Cruces, NM & El Paso, TX) since activating in a 24/7 capacity in September 2021.

148,436

Asylum-Seekers Served
since Fall 2021



55,333
Children



47,988
Women



45,115
Men



Micah 6:8

“What does the Lord require of you, but to **do justice**, **love kindness**, and **walk humbly** with your God?”

Services Provided to Asylum-Seekers

Short-Term Hospitality

Food, Clothing, Shelter, Hygiene Items, Medical Attention, Children's Programming, and more



Employment Authorization

Work permits for adults and social security cards for children issued within 2-4 weeks via USCIS



Travel Arrangement Assistance

to reach their U.S.-based sponsor + smooth navigation through the Airport


















Potential Resettlement Sponsors

Guests with greater vulnerabilities are directed to our Resource Specialists

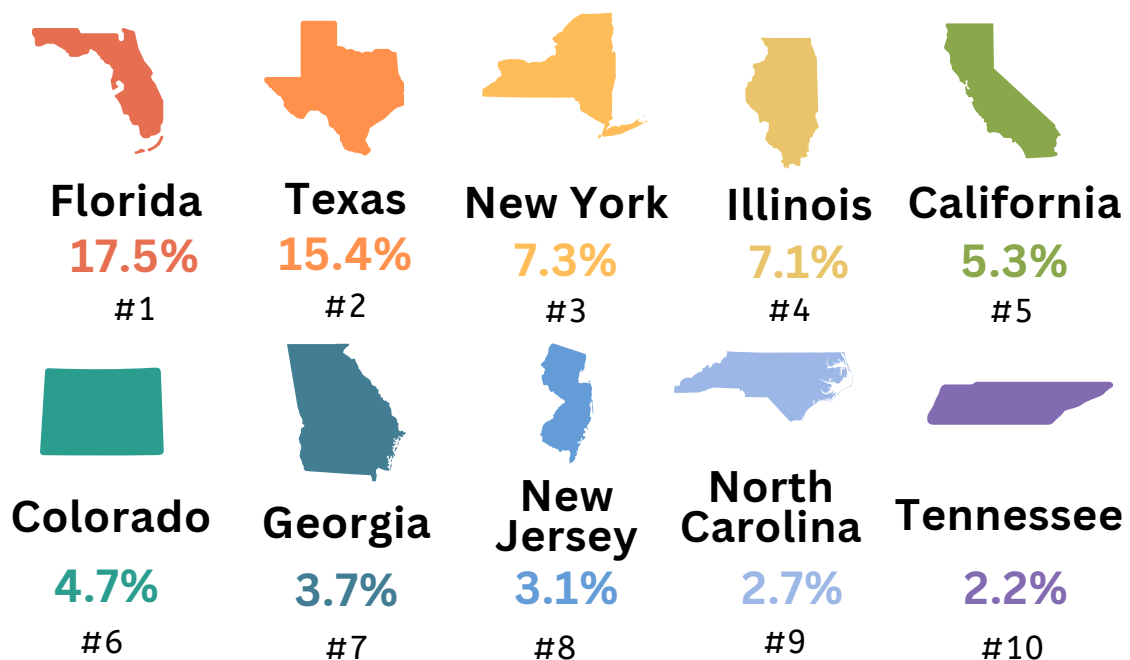


Top Countries of Origin Served

1. Venezuela 38,255 Guests		25.8%	9. Brazil 6,812 Guests		4.6%
2. Cuba 17,215 Guests		11.6%	10. Honduras 5,561 Guests		3.7%
3. Colombia 16,445 Guests		11.1%	11. Turkey 3,812 Guests		2.6%
4. México 13,951 Guests		9.4%	12. Peru 3,049 Guests		2.1%
5. Ecuador 9,493 Guests		6.4%	13. El Salvador 2,531 Guests		1.7%
6. Guatemala 9,476 Guests		6.4%	14. Bolivia 1,275 Guests		0.9%
7. Haiti 8,717 Guests		5.9%	15. DOM REP 834 Guests		0.6%
8. Nicaragua 7,360 Guests		5.0%			

September '21 to October '24: Nationality Demographics of All Arrivals

Top 10 Final Destinations



Onward Movement Cost



The median amount guests paid
for onward movement was
≈ \$229.24 / person

The estimated total of money
collectively spent by guests in October
2024 was close to 1 million dollars.

\$947,672.59

The average cost of onward movement
for a **family of 3** is found to be **\$687.72**

\$687.72

Airline Statistics

Airlines used by **53,425 Guests** from May '23 - Oct. '24

- | | |
|--|---------------|
| 1. American Airlines  | 20,136 guests |
| 2. UNITED  | 10,019 guests |
| 3. FRONTIER | 8,592 guests |
| 4. Southwest  | 8,512 guests |
| 5.  DELTA | 4,673 guests |
| 6. Alaska | 1,303 guests |
| 7.  allegiant® | 190 guests |

Expedited Pathway to Self-Sufficiency



Since November 2023, **54,440 guests** have received **expedited biometric processing** thanks to USCIS's co-location with BSC.

Since mid-March 2024, **3,953 guests** have received **in-person legal assistance** at both of our hospitality centers to complete their **Employment Authorization Document** (EAD) applications, thanks to partnerships with more than 10 local and national law offices, organizations, and immigration lawyers. Adults receive **work permits**, and children are issued **social security cards**, all within **2-4 weeks**. A **life-changing service**.



CUNY
SCHOOL
OF LAW

DR. ALEX KIM
FOUNDATION



Estrella
del Paso

A Catholic Legal Services Ministry for Migrants



JBR
IMMIGRATION

J. BIDDLE RICHARD LAW PLLC



LAS AMERICAS
IMMIGRANT ADVOCACY CENTER

NM SCHOOL
OF LAW



Parroquia Sagrado Corazón
Sacred Heart Church
El Paso, Texas



Hospitality Center Timeline

1



2018: CHURCH-BASED

Activated at Peace Lutheran Church, utilizing volunteers and donations, receiving **30 migrants per week**; 1-2 weeks per month. Deactivated in November 2019 due to decreased releases.

2



2019: EXPANDED WEEKEND CAPACITY

Added La Quinta Hotel, receiving **50-75 migrants per weekend**. Deactivated in August 2019 in response to decreased releases (new immigration policy: Migrant Protection Protocols).

3



2021: 24/7 RECEPTION & AIRPORT ACTIVATION

Activated at Rodeway Inn, receiving **350 migrants per week** in a non-congregate setting. Activated Airport Navigation Team at the El Paso International Airport.

4



2022: CONGREGATE CAMPUS

Shifted reception to congregate building, initially receiving **700 migrants per week**; increasing to **1,525 migrants per week mid-year**.

5



2023: PORT OF ENTRY OPERATIONS, USCIS CO-LOCATION & ARIZONA DECOMPRESSION

Activated the Port of Entry Reception Site in El Paso, TX to receive CBP One™ migrants, receiving **200 migrants per day**, with USCIS co-located to complete **biometrics** to speed up work authorization. Began assisting with Arizona **NGO decompression efforts**.

6



2024: EXPANDED CAPACITY IN EL PASO

Activated 24/7 campus in El Paso in January; new standard reception capacity of **4,200 migrants per week**. Began Employment Authorization Document (EAD) clinics with local nonprofit immigration law partners for migrants to receive **work permits**, and children to receive **social security cards**, within **2-4 weeks**.

7



2025 & BEYOND: MOVING FORWARD

Building a safe and sustainable **Arc of Services** for migrants – partnering with governmental agencies, employers, and service providers across the country – to expedite **migrant self-sufficiency**.

Annual Guest Totals

2021

2,259 guests

564 guests / month average



2022

38,477 guests

3,206 guests / month average



2023

53,457 guests

4,454 guests / month average



2024
January -
October

**54,243 guests
... and counting!**

5,424 guests / month average



TOTAL
September 2021
– October 2024

148,436 guests

**... ready for the rest
of 2024 and beyond!**

46,875 guests / year average



Disclaimer: All numbers reported are sourced from our case management intake system developed by Border Servant Corps. All statistics and information are for the sole use of BSC employees or approved partners. BSC statistical models allow for some degree of statistical confidence below 100%.

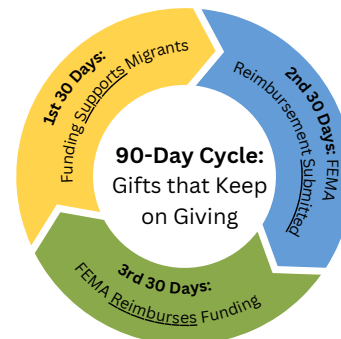
Thank You, Follow & Support

It is a gift to **open our doors** every day to people—
young and old – seeking a space of **safety and respite**.

We send a **heartfelt thank you** to all who support our
mission and the work we do to **serve** the migrant population.



Please take a moment to view our
Guest Experience Video by **focusing**
your phone camera on the QR code.



Donations to BSC Hospitality Services

Every \$1 Donation = \$4 per Year in Perpetuity

FEMA's granting cycle means that for **every reimbursable dollar spent** to support migrants, funding **returns again and again** as long as grant funds are available. **BSC's stewardship** of FEMA funding has meant BSC has never had to ask for more funds within a granting period to support migrants.



A donation to BSC is a donation to support
many migrants for years to come!

At Border Servant Corps, we are committed to providing **compassionate support** and
building partnerships to assist asylum seekers on their journey to **safety** and **security**.

✉ info@bscnm.org

🌐 borderservantcorps.org

📷 @Border Servant Corps